

Colorectal Surgical
Service Annual
Audit

1-7-2004 to 30-6-2005

Audit Program

- Introduction
 - Mr. K. C. Farmer
- Audit Presentation
 - Mr R Winn
- Discussion and Questions

Consultants

- Mr. I. Cunningham
Head of Unit
- Mr. K. C. Farmer
Acting Head of Unit
- Mr. R. Wale
- Mr. S. Skinner
- Mr. P. Carne
- Mr. S. Bell

Fellows and Interns

■ Fellows

- Dr. Susan Shedda
- Dr. Robert Winn

■ Interns HMO UNIT

- Dr Kong
- Dr. Oehme
- Dr. Lew
- Dr. Williams

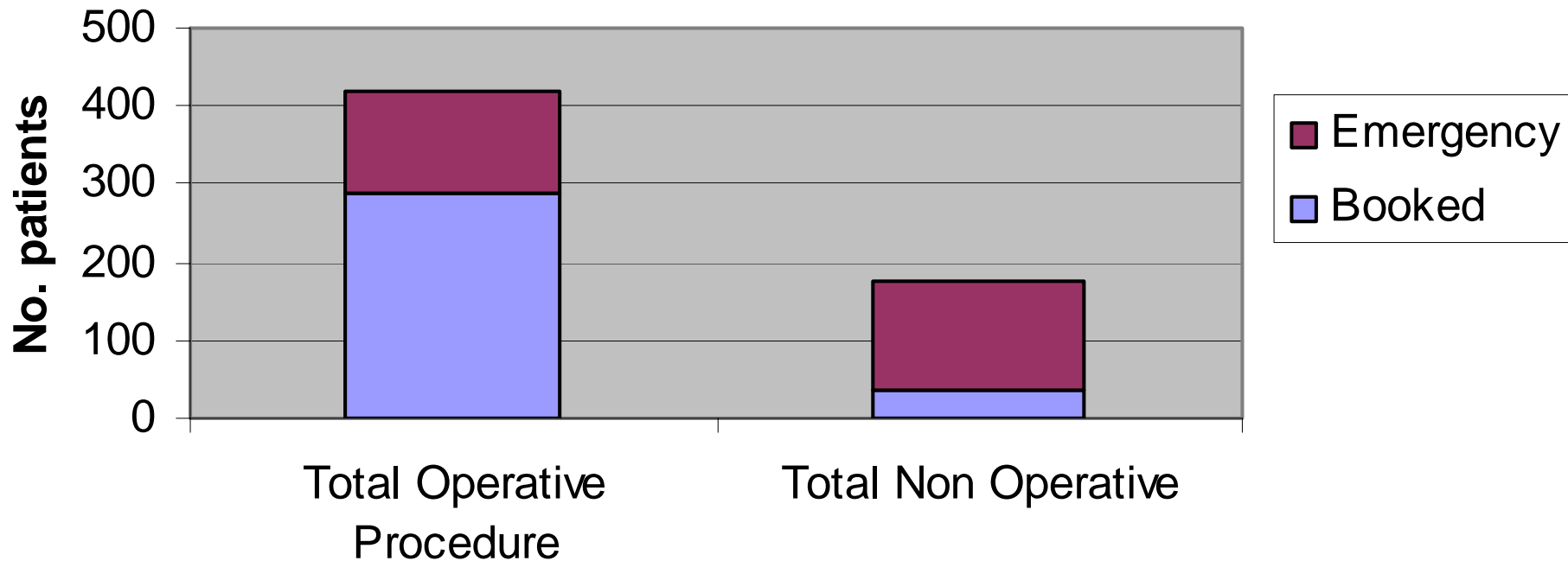
Support Staff

- Stomal Therapy
 - Mrs. B. Hadfield
- Nurse Unit Manager 6E
 - Ms J McAnn
- CRS Outpatient Nurse
 - Ms. J. Pilkington
- Coordinator of the Department of Surgery
 - Ms. P. Gagliardi

Annual Unit Activity

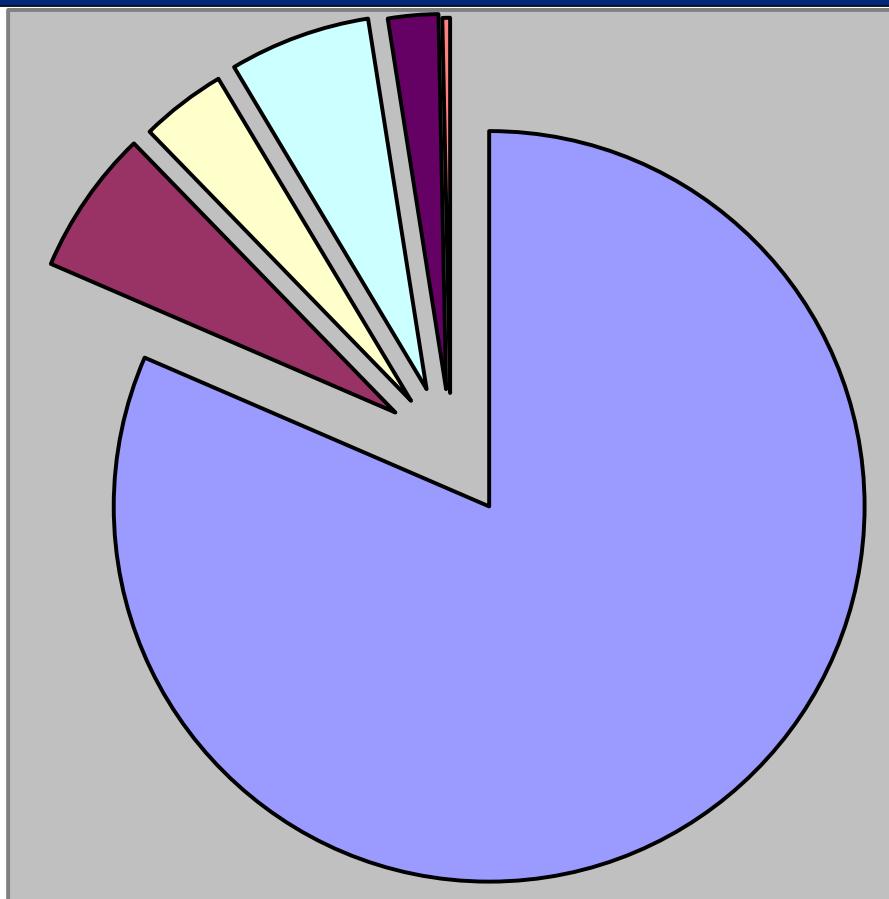
<u>Total Admissions</u>	<u>2005</u>	<u>2004</u>	<u>2003</u>	<u>2002</u>
Alfred	594	575	542	669
Sandringham	88	108	64	109
Total Daycase	241	196	189	
Total No. of Procedures	508	536	526	521
Total Non-Operative Admission	174	140	98	183
<u>Deaths</u>	<u>14</u>	<u>7</u>	<u>12</u>	<u>10</u>
Operative	11	6	10	6
Non-Operative	3	1	2	6

Elective vs Emergency Admissions The Alfred



	Booked	Emergency	Totals
Total Operative Procedure	290	130	420
Total Non Operative	38	136	174
	328	266	594

OT Booking of Cases at The Alfred



■ Elective

■ Non-Elective > 12 hours

■ Priority Non-Elective < 12 hours

■ Urgent < 4 hours

■ Time Critical < 1 hour

Rectal Resections	
ULAR	16
Low Anterior Resections	10
High Anterior Resections	20
APR	4
Rectopexy	2
Perineal rectal resection	3
Proctocolectomy	3
Hartmann's reversal	3
Trans Anal Tumour Excision	3

Colonic Resections	
Right hemicolectomy	24
Segmental resection	7
Left hemicolectomy	4
Total colectomy	4
Subtotal colectomy	2

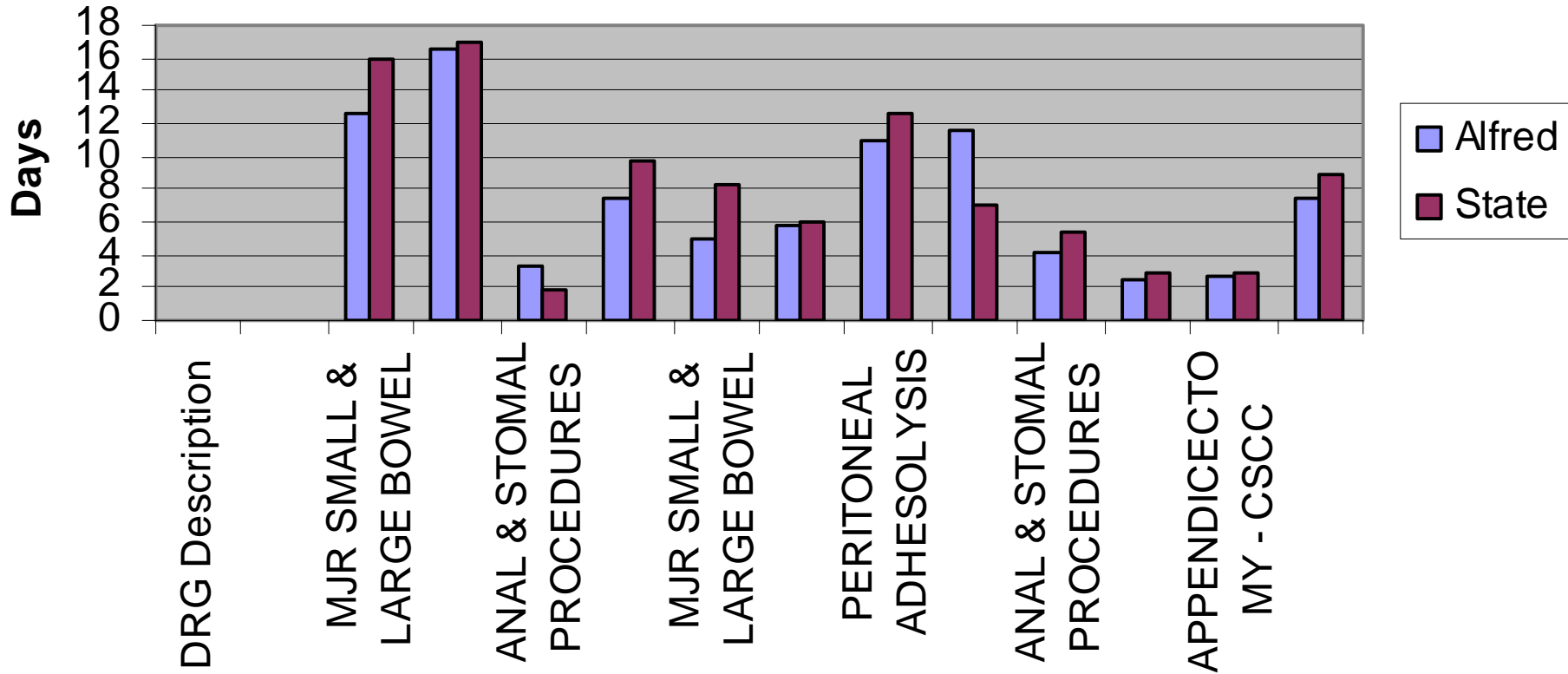
Anal Operations	90
Stoma Formation / Closure	31
Appendicetomies	18
Hernias	26
Endoscopy / EUA	168
Other Minors	46

Laparoscopic Bowel Procedures

Right Hemicolectomy	7
Anterior Resection	7
Hartmann's / Reversal	2
Left Hemicolectomy	2
Colostomy Formation	2
Total Colectomy	1
Subtotal Colectomy	1
Resection Rectopexy	1
Meckel's Resection	1
SB Suture	1
Appendectomy	11

DRG SUMMARY FOR DISCHARGES				
From 1 Jul 04 to 30 Jun 05 for <u>CRS UNIT</u>				
		Bed Days		
	Number of	(Inc. 1	Average	State
DRG Description	Discharges	DayStay)	LOS	Average LOS
MJR SMALL & LARGE BOWEL PR+CCC	51	647	12.69	16
RECTAL RESECTION +CCC	33	549	16.64	16.9
ANAL & STOMAL PROCEDURES	73	244	3.34	1.9
RECTAL RESECTION -CCC	24	180	7.5	9.8
MJR SMALL & LARGE BOWEL PR-CCC	25	126	5.04	8.2
GI OBSTRUCTION + CC	16	91	5.69	6
PERITONEAL ADHESOLYSIS A>49+CC	7	77	11	12.6
PRTNL ADHLY A>49/+CC	6	70	11.67	7.1
ANAL & STOMAL PROCEDURES	8	33	4.13	5.3
GI OBSTRUCTION - CC	13	33	2.54	2.8
APPENDICECTOMY - CSCC	12	32	2.67	2.8
MNR SMALL & LARGE BOWEL PR+CC	4	30	7.5	9
MNR SMALL & LARGE BOWEL PR-CC	6	25	4.17	4
APPENDICECTOMY + CSCC	3	10	3.33	6.7
ABDOM & OTH HERN PR A>59/	3	10	3.33	3.1
INGUINAL&FEMORAL HERNIA PR A>0	5	8	1.6	1.3
ABDOM & OTH HRN PR 0<A<60	4	3	0.75	1.5
	594	3679		

Average LOS Stay by Procedure vs Rest of State



WIES – data and targets

Unit	Colorectal				
		Actual FY 03/04	Actual FY 04/05	Target FY 04/05	05/06 Proposed Target
WIES	Sameday	43	53	55	53
	Multiday	1,058	1,170	1,132	1,170
	Elective	667	643	728	643
	Emergency	434	580	458	580
	Total	1,101	1,223	1,187	1,223
Ave LOS	Multiday	7.9	8.6	8.5	8.6
Outpatient VACS	Clinical Attendances	1,824	1,848	1,824	1,848